

National Agency Erasmus+ Education

Erasmus+ International Credit Mobility (KA 107)

Higher education student and staff mobility between
Programme and Partner countries

Tobias Schneider

Erasmus+ Hochschulbildung

www.bildung.erasmusplus.at/hochschulbildung

Erasmus+ International Credit Mobility Overview

- General characteristics
- Budget overview
- Application process and project management
- Project presentation: PH Steiermark

Erasmus+ International Credit Mobility



General characteristics

Erasmus+ International Credit Mobility

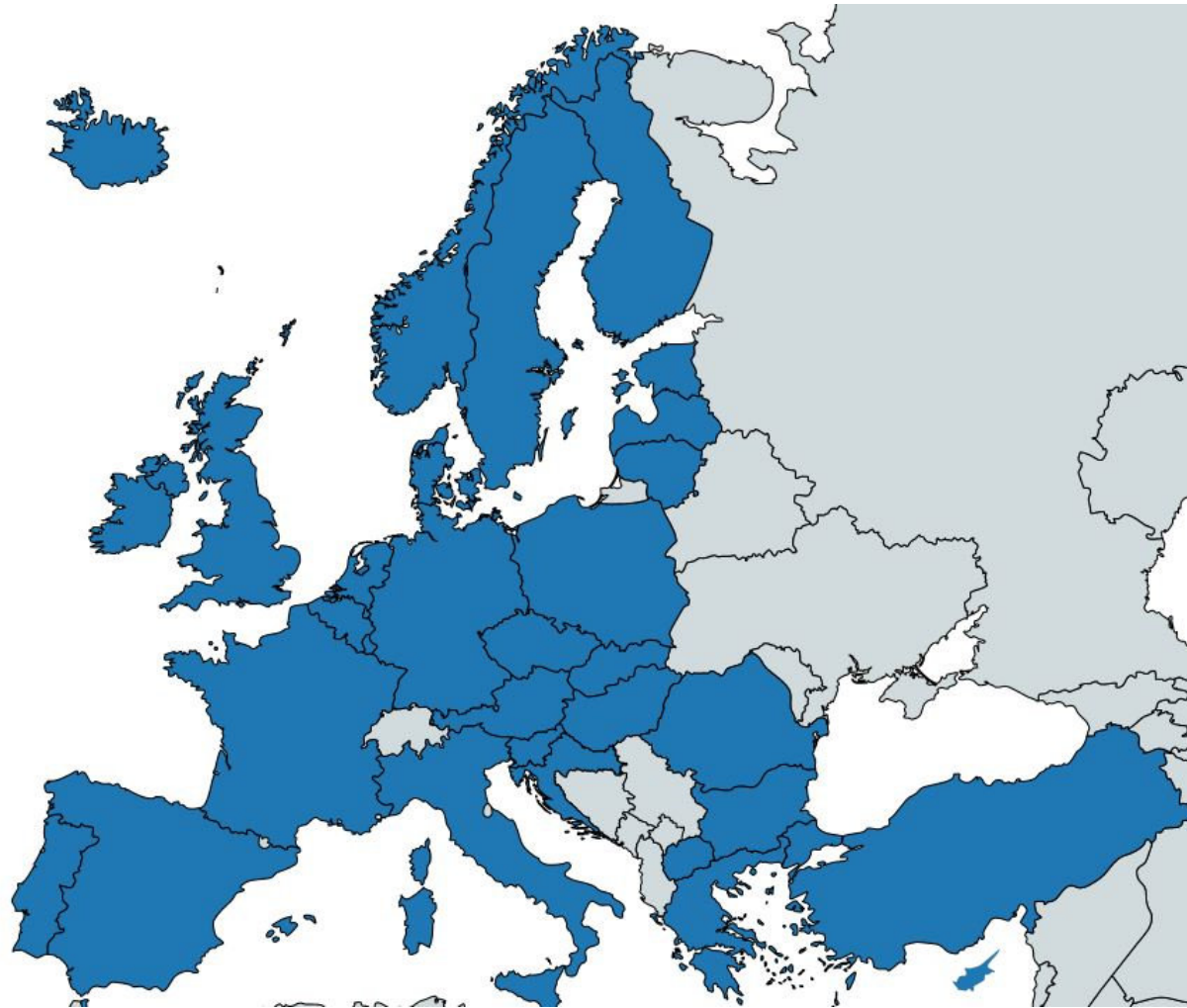
General characteristics

- Introduced in 2015 = academic year 2015/16
- Credit mobility for higher education students and staff from partner to programme countries and vice versa
- On a bilateral basis between institutions and not within a defined partnership
- Settings similar to the „regular“ Erasmus programme within European programme countries
- Decentralised action administered by national agencies

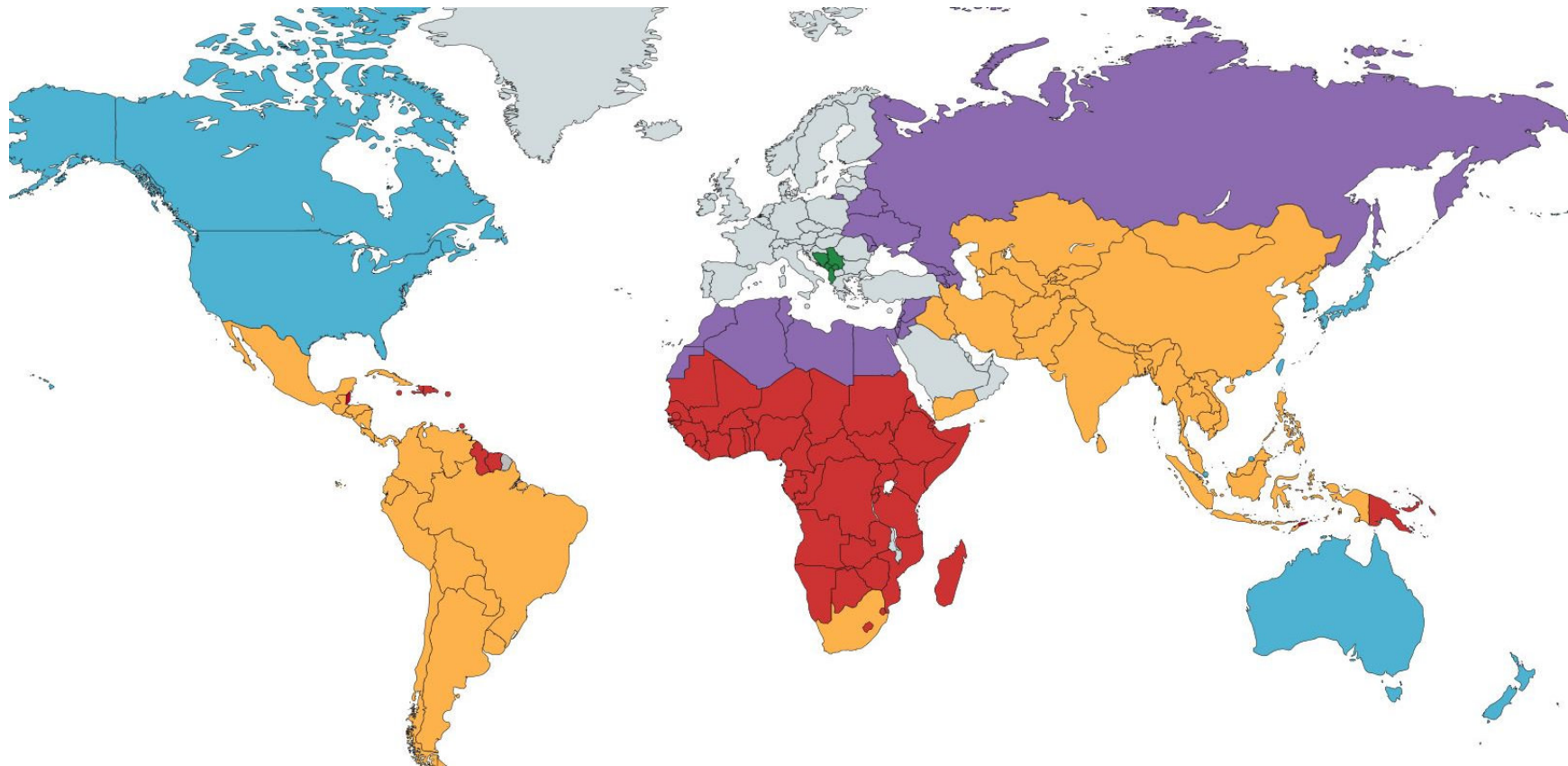
Erasmus+ International Credit Mobility Comparison KA 103 vs KA 107

- **KA 103:** Higher education student and staff mobility **within programme** countries
 - „Regular“ Erasmus programme, started in 1987
 - Enables credit mobility exchange within the 33 European programme countries
- **KA 107:** Higher education student and staff mobility **between Programme** and **Partner** countries
 - „Spin off“, started in 2015
 - Enables credit mobility exchange between a programme country and more than 150 partner countries worldwide

Erasmus+ International Credit Mobility Eligible programme countries KA 103



Erasmus+ International Credit Mobility Eligible partner countries KA 107



Erasmus+ International Credit Mobility

Main differences KA 107

- **Application**

- KA 107 requires separate application
- No automatic recurrence of beneficiaries
- Quality assessment of all submitted applications
- Grant award decision depending on application process/quality assessment

- **Budget**

- KA 103: one overall budget to be shared at the beneficiary's discretion between all eligible destinations in 32 countries
- KA 107: mobilities have to be implemented exactly as approved in grant agreement; no chance to add more partner countries at a later stage

Erasmus+ International Credit Mobility

Main differences KA 107

- **Project management**
 - Beneficiary in programme country **administrates funds** both for **outgoings** and **incomings**
 - Beneficiary in charge of paying grants both to staff and students
> no involvement of OeAD in grant administration for students

- **Grant rates**
 - Monthly rates for student mobility between programme and partner countries considerably higher than within programme countries > smaller number of students can be supported in total compared to KA 103

Erasmus+ International Credit Mobility

Mobility opportunities for students

- Study stays
 - 3 months minimum and 12 months maximum duration
- Currently **no funding** opportunities for **traineeships**
 - Planned to be introduced in the near future
- Individual support and travel grant
 - **Outgoing** students from Austria: 650 Euro per month
 - **Incoming** students to Austria : 850 Euro per month
 - Travel grant calculation based on distance between sending and receiving institution („**distance band**“)

Erasmus+ International Credit Mobility

Mobility opportunities for higher education staff

- Staff mobility for teaching/training
 - 5 days minimum and 2 months maximum duration
 - Mobilities that do not contain teaching or training character (e. g. preparatory visits) not eligible for funding
- Individual support and travel grant
 - Outgoing staff from Austria: 160 Euro per day
 - Incoming staff to Austria: 140 Euro per day
 - Travel grant calculation based on distance between sending and receiving institution („distance band“)

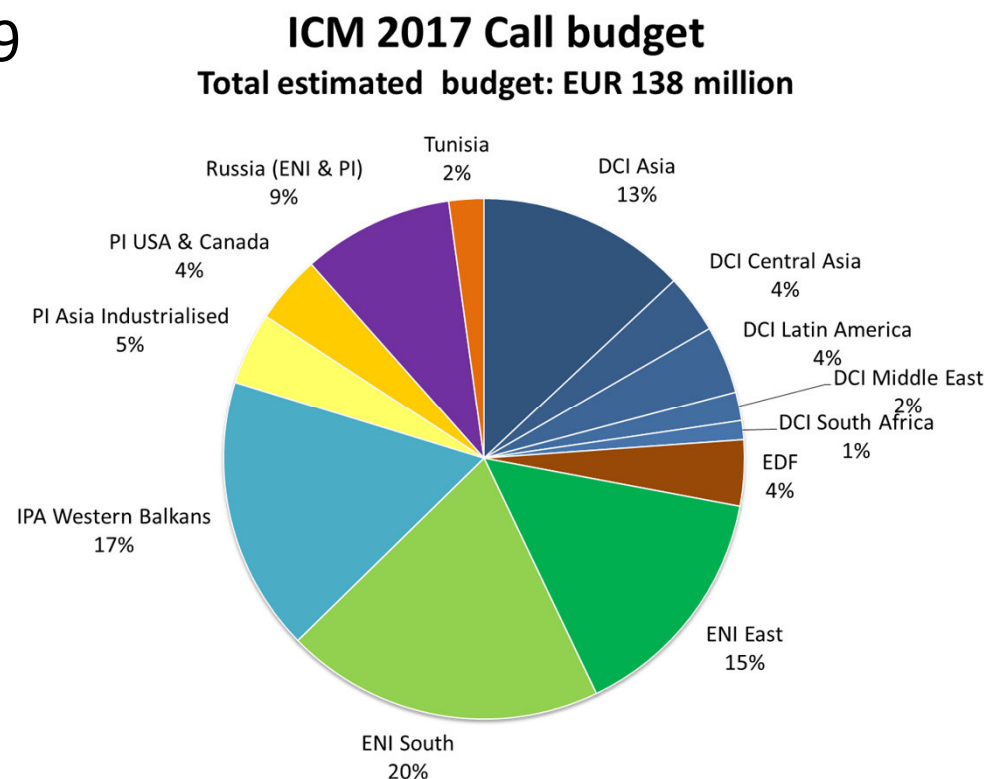
Budget overview

Erasmus+ International Credit Mobility

Budget: general considerations

Total budget Call 2017: approx. 138 Mio. Euro

- **Austria's share:** approx. 2,9 Mio. Euro (= 2,01 %)
- Budget split into six financial instruments and 13 budget envelopes
- Budget structure focusses the European Union's foreign policy priority regions



Erasmus+ International Credit Mobility

Budget overview

Financial instrument	Budget in Euro	Countries
ENI Southern Partnership	557.210	Algeria, Egypt, Israel, Jordan, Lebanon, Libya, Morocco, Palestine, Syria, Tunisia
ENI Eastern Partnership	420.871	Armenia, Azerbaijan, Belarus, Georgia, Moldova, Territory of Ukraine <i>as recognised by international law</i>
Russia total (ENI & PI)	264.000	Territory of Russia <i>as recognised by international law</i>
Tunisia	61.000	Tunisia
EDF ACP countries	115.448	Angola, Antigua and Barbuda, Bahamas, Barbados, Belize, Benin, Botswana, Burkina Faso, Burundi, Cameroon, Cape Verde, Central African Rep., Chad, Comoros, Congo, Congo (DR of the), Cook Islands, Djibouti, Dominica, Dominican Republic, Equatorial Guinea, Eritrea, Ethiopia, Fiji, Gabon, Gambia, Ghana, Grenada, Guinea, Guinea-Bissau, Guyana, Haiti, Ivory Coast, Jamaica, Kenya, Kiribati, Lesotho, Liberia, Madagascar, Malawi, Mali, Marshall Islands, Mauritania, Mauritius, Micronesia (Federated States of), Mozambique, Namibia, Nauru, Niger, Nigeria, Niue, Palau, Papua New Guinea, Rwanda, Saint Kitts and Nevis, Saint Lucia, Saint Vincent and the Grenadines, Samoa, Sao Tomé and Principe, Senegal, Seychelles, Sierra Leone, Solomon Islands, Somalia, South Sudan, Sudan, Suriname, Swaziland, Timor Leste (DR of), Tanzania, Togo, Tonga, Trinidad and Tobago, Tuvalu, Uganda, Vanuatu, Zambia, Zimbabwe
DCI Latin America	119.106	Argentina, Bolivia, Brazil, Chile, Colombia, Costa Rica, Cuba, Ecuador, El Salvador, Guatemala, Honduras, Mexico, Nicaragua, Panama, Paraguay, Peru, Uruguay, Venezuela
DCI Asia	366.250	Afghanistan, Bangladesh, Bhutan, Cambodia, China, DPR Korea, India, Indonesia, Laos, Malaysia, Maldives, Mongolia, Myanmar, Nepal, Pakistan, Philippines, Sri Lanka, Thailand, Vietnam
DCI Middle East	50.722	Iran, Iraq, Yemen
DCI Central Asia	113.234	Kazakhstan, Kyrgyzstan, Tajikistan, Turkmenistan, Uzbekistan
DCI Outgoing (Heading 1) ***	Ca. 130.000	DCI Lateinamerika, DCI Asien, DCI Zentralasien, DCI Middle East, EDF (AKP-Staaten)
DCI South Africa **	33.350	South Africa
IPA	480.556	Albania, Bosnia and Herzegovina, Kosovo, Montenegro, Serbia
PI USA Canada	119.228	Canada, United States of America
PI Asia-Pacific industrialised	126.502	Australia, Brunei, Hong Kong, Japan, (Republic of) Korea, Macao, New Zealand, Singapore, Taiwan

Erasmus+ International Credit Mobility

Budget windows

ENI Southern Partnership	557.210	Algeria, Egypt, Israel, Jordan, Lebanon, Libya, Morocco, Palestine, Syria, Tunisia
---------------------------------	----------------	--

- Budget applied for in 2016 (1st round): EUR 265.545 (= 46,7 %)

ENI Eastern Partnership	420.871	Armenia, Azerbaijan, Belarus, Georgia, Moldova, Territory of Ukraine <i>as recognised by international law</i>
--------------------------------	----------------	--

- Budget applied for in 2016 (1st round): EUR 463.484 (= 107,9 %)

Erasmus+ International Credit Mobility

Budget windows

Russia total (ENI & PI)	264.000	Territory of Russia <i>as recognised by international law</i>
--------------------------------	----------------	---

- Budget **applied** for in 2016 (1st round): **EUR 297.060 (= 115,3 %)**

Tunisia	61.000	Tunisia
----------------	---------------	---------

- **Separate budget window** in addition to ENI South
- **First call** for this window, therefore **no** application **stats** from **previous years**

Erasmus+ International Credit Mobility

Budget windows

EDF ACP countries	115.448	Angola, Antigua and Barbuda, Bahamas, Barbados, Belize, Benin, Botswana, Burkina Faso, Burundi, Cameroon, Cape Verde, Central African Rep., Chad, Comoros, Congo, Congo (DR of the), Cook Islands, Djibouti, Dominica, Dominican Republic, Equatorial Guinea, Eritrea, Ethiopia, Fiji, Gabon, Gambia, Ghana, Grenada, Guinea, Guinea-Bissau, Guyana, Haiti, Ivory Coast, Jamaica, Kenya, Kiribati, Lesotho, Liberia, Madagascar, Malawi, Mali, Marshall Islands, Mauritania, Mauritius, Micronesia (Federated States of), Mozambique, Namibia, Nauru, Niger, Nigeria, Niue, Palau, Papua New Guinea, Rwanda, Saint Kitts and Nevis, Saint Lucia, Saint Vincent and the Grenadines, Samoa, Sao Tomé and Príncipe, Senegal, Seychelles, Sierra Leone, Solomon Islands, Somalia, South Sudan, Sudan, Suriname, Swaziland, Timor Leste (DR of), Tanzania, Togo, Tonga, Trinidad and Tobago, Tuvalu, Uganda, Vanuatu, Zambia, Zimbabwe
--------------------------	----------------	---

- Budget **applied** for in 2016 (1st round): **EUR 105.175 (= 97,5 %)**

Erasmus+ International Credit Mobility

Budget windows

DCI Latin America	119.106	Argentina, Bolivia, Brazil, Chile, Colombia, Costa Rica, Cuba, Ecuador, El Salvador, Guatemala, Honduras, Mexico, Nicaragua, Panama, Paraguay, Peru, Uruguay, Venezuela
-------------------	---------	---

- Budget applied for in 2016 (1st round): EUR 304.540 (= 254,4 %)
- Following budget restrictions apply:
 - Maximum of 35 % of total budget shall be granted to Brasil and Mexico
 - Minimum of 25 % shall be granted to low income countries Bolivia, Paraguay, Honduras, El Salvador, Guatemala

Erasmus+ International Credit Mobility

Budget windows

DCI Asia	366.250	Afghanistan, Bangladesh, Bhutan, Cambodia, China, DPR Korea, India, Indonesia, Laos, Malaysia, Maldives, Mongolia, Myanmar, Nepal, Pakistan, Philippines, Sri Lanka, Thailand, Vietnam
----------	---------	--

- Budget **applied** for in 2016 (1st round): **EUR 696.307 (= 191,6 %)**
- Following **budget restrictions** apply:
 - Maximum of **30 %** of total budget shall be granted to **China (PR)** and **India**
 - Minimum of **25 %** shall be granted to **low income countries** **Afghanistan, Nepal, Bhutan, Myanmar, Laos, Cambodia**

Erasmus+ International Credit Mobility

Budget windows

DCI Middle East	50.722	Iran, Iraq, Yemen
-----------------	--------	-------------------

- First call for this window, therefore no application stats from previous years

DCI Central Asia	103.026	Kazakhstan, Kyrgyzstan, Tajikistan, Turkmenistan, Uzbekistan
------------------	---------	--

- Budget applied for in 2016 (1st round): EUR 0 (= 0 %)

Erasmus+ International Credit Mobility

Budget windows

DCI South Africa	33.350	South Africa
------------------	--------	--------------

- Budget **applied** for in 2016 (1st round): **EUR 33.530 (= 94,6 %)**
- Only **staff mobility** eligible for funding

IPA	480.556	Albania, Bosnia and Herzegovina, Kosovo, Montenegro, Serbia
-----	---------	---

- Budget **applied** for in 2016 (1st round): **EUR 669.351 (= 127,7 %)**

Erasmus+ International Credit Mobility

Budget windows

PI USA Canada	119.228	Canada, United States of America
---------------	----------------	----------------------------------

- Budget **applied** for in 2016 (1st round): **EUR 354.300**
(= 310 %)

PI Asia-Pacific industrialised	126.502	Australia, Brunei, Hong Kong, Japan, (Republic of) Korea, Macao, New Zealand, Singapore, Taiwan
--------------------------------	----------------	---

- Budget **applied** for in 2016 (1st round): **EUR 348.194**
(= 287,4 %)

Erasmus+ International Credit Mobility



Application process and project management

Erasmus+ International Credit Mobility Application process

- **Annual call** for applications: next deadline **February 2nd 2017, 12:00 CET**
 - **No 2nd round** of applications from 2017 on!
- **Applications** for funding to be submitted exclusively by higher education **institutions** from **programme countries**
- **One application paper** containing „sub-applications“ for all partner countries the HEI wants to cooperate with
- Institutions **do not apply** for a grant **amount** in Euro but for an exact **number of mobilities** per country resulting in an **automatically calculated total requested amount**

Erasmus+ International Credit Mobility Quality assessment

- Submitted applications will be **assessed** on the basis of the following **4 criteria**:
 - Relevance of the strategy (30 pts)
 - Quality of the cooperation arrangements (30 pts)
 - Quality of the activity design and implementation (20 pts)
 - Impact and dissemination (20 pts)
- Total score of **60** out of 100 **points** (and **15/30** in „**Relevance**“) required in order to be eligible for **funding**
- Assessment done **separately** for **each partner country** contained in the application
 - Thus, in reality, the application paper represents various independent sub-applications in one overall document

Erasmus+ International Credit Mobility Ranking list and grant award decision

- After qualitative assessment a **ranking list** of all eligible applications **per budget envelope** is drawn up
- Grant award decision depending on the available budget for the respective envelope and on the quality of the other applications received for this envelope
- Possible „destinies“ for eligible partner country applications:
 - Complete funding of all mobilities applied for
 - Partial funding of the mobilities applied for
 - No funds for any of the mobilities applied for

Erasmus+ International Credit Mobility Grant award decision example

- HEI X applied for cooperation with the following three countries:
 - Morocco (assessment result 64), Indonesia (assessment result 72), United States (assessment result 78)
- Grant award decision:
 - Funding of all applied mobilities with Morocco (lot of available budget, supply exceeding demand)
 - Funding of 50% of the applied mobilities with Indonesia (demand exceeding supply; ranking position not good enough to receive full funding; therefore budget cuts)
 - No funds for United States (small budget envelope; lot of demand; threshold would have been 84 pts)

Erasmus+ International Credit Mobility

Application process: what to keep in mind

- Focus the facts that make your project **unique** and **special**, avoid being too generic
- **Elaborate** why the planned mobilities are **important** for both institutions involved
- Make **use** of **existing** cooperations and **networks**
- Consider **staff exchange** as a **trailblazer** for further and more intense cooperation
- **Partner** country's institution's **perspective** is **important** as well!
 - Need for **intense exchange** of ideas between institutions beforehand

Erasmus+ International Credit Mobility

Application process: supporting documents

- Erasmus+ Programme Guide 2017:
http://ec.europa.eu/programmes/erasmus-plus/sites/erasmusplus/files/files/resources/erasmus-plus-programme-guide_en.pdf
- Do's and Don'ts for applicants:
https://www.bildung.erasmusplus.at/fileadmin/III_erasmus/dateien/hochschule/ka1_international/do-dont-applicants_v2015-11.pdf
 - How to write a good application paper
- National Erasmus+ Offices in partner countries:
https://eacea.ec.europa.eu/erasmus-plus/contacts/national-erasmus-plus-offices_en
 - Provide useful information on the higher education landscape of their country, national priorities, legal status of partner institutions etc.

Erasmus+ International Credit Mobility Project management

- Start date for Call 2017 projects: 1st June 2017
- Project duration either 16 or 26 months
- Full flexibility to organize mobilities at any stage of project period
- Application on an annual basis strongly recommended
- Changes/amendments to the originally awarded mobility numbers in duly justified cases possible:
 - Incoming/Outgoing
 - Staff/Students
 - Change of partner institution

Contact

International Credit Mobility (KA 107)

Mag. Tobias Schneider, M. E. S. (- 648)
tobias.schneider@oead.at

OeAD-GmbH

1010 Wien
Ebendorferstraße 7
T +43 1 534 08-0
F +43 1 534 08-699

hochschulbildung@oead.at
www.bildung.erasmusplus.at

**... man lernt
nie aus!**