

IMPORTANT NOTICE

What is the Application Form?

The Application Form is the template for EU grants applications; it must be submitted via the EU Funding & Tenders Portal before the call deadline.

The Form consists of 2 parts:

- Part A contains structured administrative information
- Part B is a narrative technical description of the project.

Part A is generated by the IT system. It is based on the information which you enter into the Portal Submission System screens.

Part B needs to be uploaded as PDF (+ annexes) in the Submission System. The templates to use are available there.


How to prepare and submit it?


The Application Form must be prepared by the consortium and submitted by a representative. Once submitted, you will receive a confirmation.

Character and page limits:

- page limit normally 40 pages for calls for low value grants (60 000 or below); 70 pages for all other calls (unless otherwise provided for in the Call document/Programme Guide)
- supporting documents can be provided as an annex and do not count towards the page limit
- minimum font size — Arial 9 points
- page size: A4
- margins (top, bottom, left and right): at least 15 mm (not including headers & footers).

Please abide by the formatting rules. They are NOT a target! Keep your text as concise as possible. Do not use hyperlinks to show information that is an essential part of your application.

 If you attempt to upload an application that exceeds the specified limit, you will receive an automatic warning asking you to shorten and re-upload your application. For applications that are not shortened, the excess pages will be made invisible and thus disregarded by the evaluators.

 **Please do NOT delete any instructions in the document. The overall page limit has been raised to ensure equal treatment of all applicants.**

 **This document is tagged. Be careful not to delete the tags; they are needed for the processing.**

Call: [insert call identifier] — [insert call name]

EU Grants: Application form (ERASMUS LSI): V2.0 – 01.06.2022

ADMINISTRATIVE FORMS (PART A)

Part A of the Application Form must be filled out directly in the Portal Submission System screens.

TECHNICAL DESCRIPTION (PART B)

COVER PAGE

Part B of the Application Form must be downloaded from the Portal Submission System, completed and then assembled and re-uploaded as PDF in the system. Page 1 with the grey IMPORTANT NOTICE box should be deleted before uploading.

Note: Please read carefully the conditions set out in the Call document/Programme Guide (for open calls: published on the Portal). Pay particular attention to the award criteria; they explain how the application will be evaluated.

PROJECT	
Project name:	[project title]
Project acronym:	[acronym]
Coordinator contact:	[name NAME], [organisation name]

TABLE OF CONTENTS

ADMINISTRATIVE FORMS (PART A).....	2
TECHNICAL DESCRIPTION (PART B).....	3
COVER PAGE.....	3
PROJECT SUMMARY.....	4
1. RELEVANCE.....	4
1.1 Background and general objectives.....	4
1.2 Needs analysis and specific objectives.....	4
1.3 Complementarity with other actions and innovation — European added value.....	4
2. QUALITY.....	5
2.1 PROJECT DESIGN AND IMPLEMENTATION.....	5
2.1.1 Concept and methodology.....	5
2.1.2 Project management, quality assurance and monitoring and evaluation strategy.....	5
2.1.3 Project teams, staff and experts.....	5
2.1.4 Cost effectiveness and financial management.....	6
2.1.5 Risk management.....	6
2.2 PARTNERSHIP AND COOPERATION ARRANGEMENTS.....	6
2.2.1 Consortium set-up.....	6
2.2.2 Consortium management and decision-making.....	7
3. IMPACT.....	7
3.1 Impact and ambition.....	7
3.2 Communication, dissemination and visibility.....	7
3.3 Sustainability and continuation.....	7
4. WORK PLAN, WORK PACKAGES, ACTIVITIES, RESOURCES AND TIMING.....	9
4.1 Work plan.....	9
4.2 Work packages, activities, resources and timing.....	9
Work Package 1.....	10
Work Package.....	12
Events and meetings.....	13
Timetable.....	13
5. OTHER.....	15
5.1 Ethics.....	15
5.2 Security.....	15
6. DECLARATIONS.....	15

ANNEXES..... 16

#@APP-FORM-ERASMUSLSI@#

#@PRJ-SUM-PS@# [This document is tagged. Do not delete the tags; they are needed for the processing.]

PROJECT SUMMARY

Project summary (in English)

See Abstract (Application Form Part A).

#\$PRJ-SUM-PS\$# #@REL-EVA-RE@# #@PRJ-OBJ-PO@#

1. RELEVANCE

1.1 Background and general objectives

Background and general objectives

Please address all guiding points presented in the Call document/Programme Guide under the award criterion 'Relevance'.

Describe the background and rationale of the project.

How is the project relevant to the scope of the call? How does the project address the general objectives of the call? What is the project's contribution to the priorities of the call?

Insert text

1.2 Needs analysis and specific objectives

Needs analysis and specific objectives

Please address the specific conditions/objectives set out in the Call document/ Programme Guide, if applicable.

Describe how the objectives of the project are based on a sound needs analysis in line with the specific objectives of the call. What issue/challenge/gap does the project aim to address? The objectives should be clear, measurable, realistic and achievable within the duration of the project. For each objective, define appropriate indicators for measuring achievement (including a unit of measurement, baseline value and target value).

For low value grants (less or equal to 60.000 EUR), it is not necessary to describe sound needs analysis and to define indicators for measuring achievement.

Insert text

#@COM-PLE-CP@#

1.3 Complementarity with other actions and innovation — European added value

Complementarity with other actions and innovation

Explain how the project builds on the results of past activities carried out in the field, and describe its innovative aspects (if any).

Explain how the activities are complementary to other activities carried out by other organisations (if applicable). Illustrate the trans-national dimension of the project; its impact/interest in the EU area; possibility to use the results in other countries, potential to develop cross-border cooperation among Programme countries and Partner countries, if applicable, etc.

Insert text

#§COM-PLE-CP§# #§PRJ-OBJ-PO§# #§REL-EVA-RE§# #@QUA-LIT-QL@# #@CON-MET-CM@#

2. QUALITY

2.1 PROJECT DESIGN AND IMPLEMENTATION

2.1.1 Concept and methodology

Concept and methodology

Please address all guiding points presented in the Call document/Programme Guide under the award criterion 'Quality of the project design and implementation'.

Outline the approach and methodology behind the project. Explain why they are the most suitable for achieving the project's objectives.

Insert text

#§CON-MET-CM§# #@PRJ-MGT-PM@#

2.1.2 Project management, quality assurance and monitoring and evaluation strategy

Project management, quality assurance and monitoring and evaluation strategy

Please address the specific conditions set out in the Call document/ Programme Guide.

Describe the measures foreseen to ensure that the project implementation is of high quality and completed in time.

Describe the methods to ensure good quality, monitoring, planning and control.

Describe the evaluation methods and indicators (quantitative and qualitative) to monitor and verify the outreach and coverage of the activities and results (including unit of measurement, baseline and target values). The indicators proposed to measure progress should be relevant, realistic and measurable.

For low value grants (less or equal to 60.000 EUR), it is not necessary to describe evaluation methods and indicators to monitor the outreach and coverage.

Insert text

#§PRJ-MGT-PM§# #@CON-SOR-CS@#

2.1.3 Project teams, staff and experts

Project teams and staff

Describe the project teams and how they will work together to implement the project.

List the staff included in the project budget (budget category A) by function/profile (e.g. project manager, senior expert/advisor/researcher, junior expert/advisor/researcher, trainers/teachers, technical personnel, administrative personnel etc. and describe shortly their tasks. Provide CVs of all key actors (if required by the Call document/Programme Guide).

Name and function	Organisation	Role/tasks	Professional profile and expertise

Outside resources (subcontracting, seconded staff, etc)

If you do not have all skills/resources in-house, describe how you intend to get them (contributions of members, partner organisations, subcontracting, etc).

If there is subcontracting, please also complete the table in section 4.

Insert text

#§CON-SOR-CS§# #@FIN-MGT-FM@#

2.1.4 Cost effectiveness and financial management

Cost effectiveness and financial management *(n/a for prefixed Lump Sum Grants)*

Not applicable.

#§FIN-MGT-FM§# #@RSK-MGT-RM@#

2.1.5 Risk management

Critical risks and risk management strategy

Describe critical risks, uncertainties or difficulties related to the implementation of your project, and your measures/strategy for addressing them.

Indicate for each risk (in the description) the impact and the likelihood that the risk will materialise (high, medium, low), even after taking into account the mitigating measures.

Note: *Uncertainties and unexpected events occur in all organisations, even if very well-run. The risk analysis will help you to predict issues that could delay or hinder project activities. A good risk management strategy is essential for good project management.*

For low value grants (less or equal to 60.000 EUR), it is not necessary to present critical risks and risk management strategy.

Risk No	Description	Work package No	Proposed risk-mitigation measures

#§RSK-MGT-RM§# #@CON-SOR-CS@#

2.2 PARTNERSHIP AND COOPERATION ARRANGEMENTS

2.2.1 Consortium set-up

Consortium cooperation and division of roles (if applicable)

Please address all guiding points presented in the Call document/Programme Guide under the award criterion 'Quality of the partnership and the cooperation arrangements'.

Describe the participants (Beneficiaries, Affiliated Entities and Associated Partners, others, if any) and explain how they will work together to implement the project. How will they bring together the necessary expertise? How will they

complement each other?

In what way does each of the participants contribute to the project? Show that each has a valid role and adequate resources to fulfil that role.

Note: *When building your consortium you should think of organisations that can help you reach objectives and solve problems.*

Insert text

2.2.2 Consortium management and decision-making

Consortium management and decision-making (if applicable)

Explain the management structures and decision-making mechanisms within the consortium. Describe how decisions will be taken and how regular and effective communication will be ensured. Describe methods to ensure planning and control.

Note: *The concept (including organisational structure and decision-making mechanisms) must be adapted to the complexity and scale of the project.*

Insert text

#§CON-SOR-CS§# #§QUA-LIT-QL§# #@IMP-ACT-IA@#

3. IMPACT

3.1 Impact and ambition

Impact and ambition

Please address each guiding points presented in the Call document/Programme Guide under the award criterion 'Impact'.

Define the expected short, medium and long-term effects of the project. Who are the target groups? How will the target groups benefit concretely from the project and what would change for them?

Insert text

#§IMP-ACT-IA§# #@COM-DIS-VIS-CDV@#

3.2 Communication, dissemination and visibility

Communication, dissemination and visibility of funding

Describe the communication and dissemination activities which are planned in order to promote the activities/results and maximise the impact (to whom, which format, how many, etc.). Clarify how you will reach the target groups, relevant stakeholders, policymakers and the general public and explain the choice of the dissemination channels.

Describe how the visibility of EU funding will be ensured.

Insert text

#§COM-DIS-VIS-CDV§# #@SUS-CON-SC@#

3.3 Sustainability and continuation

Sustainability, long-term impact and continuation

Describe the follow-up of the project after the EU funding ends. How will the project impact be ensured and sustained?

What will need to be done? Which parts of the project should be continued or maintained? How will this be achieved? Which resources will be necessary to continue the project? How will the results be used?

Are there any possible synergies/complementarities with other (EU funded) activities that can build on the project results?

Insert text

#§SUS-CON-SC§#



#@WRK-PLA-WP@#

4. WORK PLAN, WORK PACKAGES, ACTIVITIES, RESOURCES AND TIMING

4.1 Work plan

Work plan <i>Provide a brief description of the overall structure of the work plan (list of work packages or graphical presentation (Pert chart or similar)).</i>
Insert text

4.2 Work packages, activities, resources and timing

WORK PACKAGES
Work packages <i>This section concerns a detailed description of the project activities.</i> <i>Group your activities into work packages. A work package means a major sub-division of the project. For each work package, enter an objective (expected outcome) and list the activities, milestones and deliverables that belong to it. The grouping should be logical and guided by identifiable outputs.</i> <i>Projects should normally have a minimum of 2 work packages. WP1 should cover the management and coordination activities (meetings, coordination, project monitoring and evaluation, financial management, progress reports, etc) and all the activities which are cross-cutting and therefore difficult to assign to another specific work package (do not try splitting these activities across different work packages). WP2 and further WPs should be used for the other project activities. You can create as many work packages as needed by copying WP1. The last WP should be dedicated to Impact and dissemination</i> <i>For low value grants (less or equal to 60.000 EUR), it is possible to use a single work package for the entire project (WP1 with the project acronym as WP name).</i> <i>Please refer to the Call Document/Programme Guide for specific requirements concerning the number and the typology of work packages.</i>  <i>Enter each activity/milestone/output/outcome/deliverable only once (under one work package).</i>  <i>Ensure consistence with the detailed budget table/calculator (if applicable) (n/a for prefixed Lump Sum Grants)</i>
Objectives

List the specific objectives to which the work package is linked.

Activities and division of work (WP description)

Provide a concise overview of the work (planned tasks). Be specific and give a short name and number for each task.
 Show who is participating in each task: Coordinator (COO), and if applicable Beneficiaries (BEN), Affiliated Entities (AE), Associated Partners (AP) and others, indicating in bold the task leader.

Milestones and deliverables (outputs/outcomes)

Milestones are control points in the project that help to chart progress. They are not needed for ERASMUS LSI projects. You can leave the section on milestones empty.

Deliverables are project outputs which are submitted to show project progress (any format). Refer only to major outputs. Do not include minor sub-items, internal working papers, meeting minutes, etc. Limit the number of deliverables to max 10-15 for the entire project. You may be asked to further reduce the number during grant preparation.

For deliverables such as meetings, events, seminars, trainings, workshops, webinars, conferences, etc., enter each deliverable separately and provide the following in the 'Description' field: invitation, agenda, signed presence list, target group, number of estimated participants, duration of the event, report of the event, training material package, presentations, evaluation report, feedback questionnaire.

For deliverables such as manuals, toolkits, guides, reports, leaflets, brochures, training materials etc., add in the 'Description' field: format (electronic or printed), language(s), approximate number of pages and estimated number of copies of publications (if any).

For each deliverable you will have to indicate a due month by when you commit to upload it in the Portal. The due month of the deliverable cannot be outside the duration of the work package and must be in line with the timeline provided below. Month 1 marks the start of the project and all deadlines should be related to this starting date.

The labels used mean:

- Public — fully open (⚠ automatically posted online on the Project Results platforms)
- Sensitive — limited under the conditions of the Grant Agreement
- EU classified — RESTREINT-UE/EU-RESTRICTED, CONFIDENTIEL-UE/EU-CONFIDENTIAL, SECRET-UE/EU-SECRET under Decision [2015/444](#). For items classified under other rules (e.g. national or international organisation), please select the equivalent EU classification level.

Work Package 1

Work Package 1: [Name, e.g. Project management and coordination]

Duration:	M X - M X	Lead Beneficiary:	1-Short name
Objectives			

Activities and division of work (WP description)							
Task No (continuous numbering linked to WP)	Task Name	Description	Participants		In-kind Contributions and Subcontracting (Yes/No and which)		
			Name	Role (COO, BEN, AE, AP, OTHER)			
T1.1					n/a		
T1.2					n/a		
					n/a		
Milestones and deliverables (outputs/outcomes)							
Milestone No (continuous numbering not linked to WP)	Milestone Name	Work Package No	Lead Beneficiary	Description	Due Date (month number)	Means of Verification	
n/a	n/a	n/a	n/a	n/a	n/a	n/a	
n/a	n/a	n/a	n/a	n/a	n/a	n/a	
Deliverable No (continuous numbering linked to WP)	Deliverable Name	Work Package No	Lead Beneficiary	Type	Dissemination Level	Due Date (month number)	Description (including format and language)
D1.1		1		[R — Document, report] [DEM — Demonstrator, pilot, prototype] [DEC — Websites, patent]	[PU — Public] [SEN — Sensitive] [R-UE/EU-R — EU Classified] [C-UE/EU-C — EU Classified]		

Call: [insert call identifier] — [insert call name]

				filings, videos, etc] [DATA — data sets, microdata, etc] [DMP — Data Management Plan] [ETHICS] [SECURITY] [OTHER]	[S-UE/EU-S — EU Classified]		
D1.2		1		[R — Document, report] [DEM — Demonstrator, pilot, prototype] [DEC — Websites, patent filings, videos, etc] [DATA — data sets, microdata, etc] [DMP — Data Management Plan] [ETHICS] [SECURITY] [OTHER]	[PU — Public] [SEN — Sensitive] [R-UE/EU-R — EU Classified] [C-UE/EU-C — EU Classified] [S-UE/EU-S — EU Classified]		

Estimated budget — Resources
For certain Lump Sum Grants, see detailed budget table/calculator (annex 1 to Part B; see Portal Reference Documents).

Work Package ...

To insert work packages, copy WP1 as many times as necessary

Events and meetings

Events and meetings							
<p><i>This table is to be completed for events and meetings that have been mentioned as part of the activities in the work packages above Give more details on the type, location, number of persons attending, etc.</i></p>							
Event No (continuous numbering linked to WP)	Participant	Description					Attendees
		Name	Type	Area	Location	Duration (days)	Number
E1.1	[name]	[name]	[insert type, e.g. training, workshop, conference, event, etc.]	[insert topics addressed, types of skills/knowledge acquired, etc]	[city,country]	[number]	[number]
E1.2	[name]	[name]	[insert type, e.g. training, workshop, conference, event, etc.]	[insert topics addressed, types of skills/knowledge acquired, etc]	[city,country]	[number]	[number]

Timetable

Timetable (projects up to 2 years)																									
<p><i>Fill in cells in beige to show the duration of activities. Repeat lines/columns as necessary. Note: Use the project month numbers instead of calendar months. Month 1 marks always the start of the project. In the timeline you should indicate the timing of each activity per WP.</i></p>																									
ACTIVITY	MONTHS																								
	M 1	M 2	M 3	M 4	M 5	M 6	M 7	M 8	M 9	M 10	M 11	M 12	M 13	M 14	M 15	M 16	M 17	M 18	M 19	M 20	M 21	M 22	M 23	M 24	
Task 1.1 - ...																									

#@ETH-ICS-EI@#

5. OTHER

5.1 Ethics

Ethics (if applicable)

If the Call document/Programme Guide contains a section on ethics, describe ethics issues that may arise during the project implementation and the measures you intend to take to solve/avoid them.

Describe how you will ensure gender mainstreaming and children's rights in the project activities.

Insert text

#§ETH-ICS-EI§# #@SEC-URI-SU@#

5.2 Security

Security

Not applicable.

#§SEC-URI-SU§# #@DEC-LAR-DL@#

6. DECLARATIONS

Double funding

Information concerning other EU grants for this project

 Please note that there is a strict prohibition of double funding from the EU budget (except under EU Synergies actions).

YES/NO

We confirm that to our best knowledge neither the project as a whole nor any parts of it have benefitted from any other EU grant (including EU funding managed by authorities in EU Member States or other funding bodies, e.g. Erasmus, EU Regional Funds, EU Agricultural Funds, etc). If NO, explain and provide details.

We confirm that to our best knowledge neither the project as a whole nor any parts of it are (nor will be) submitted for any other EU grant (including EU funding managed by authorities in EU Member States or other funding bodies, e.g. Erasmus, EU Regional Funds, EU Agricultural Funds, etc). If NO, explain and provide details.

Financial support to third parties (if applicable)

Not applicable.

Seal of Excellence (if applicable)

If provided in the Call document, proposals that pass the evaluation but are below the budget threshold (i.e. pass the minimum thresholds but are not ranked high enough to receive funding) will be awarded a Seal of Excellence.

In this context we may share information about your proposal with other EU or national funding bodies through the Erasmus+ National Agencies.

Do you agree that your proposal (including proposal data and documentation) is shared with other EU and national funding bodies to find funding under other schemes?

[YES] [NO]

#§DEC-LAR-DL§#

ANNEXES

LIST OF ANNEXES

Standard

Detailed budget table/Calculator (annex 1 to Part B) — *mandatory for certain Lump Sum Grants (see [Portal Reference Documents](#))*

CVs (annex 2 to Part B) — *mandatory, if required in the Call document/Programme Guide*

Annual activity reports (annex 3 to Part B) — *not applicable*

List of previous projects (annex 4 to Part B) — *mandatory, if required in the Call document/Programme Guide*

Special

Other annexes (annex 5 to Part B) — *mandatory, if required in the Call document/Programme Guide*

LIST OF PREVIOUS PROJECTS

List of previous projects					
<i>Please provide a list of your previous projects for the last 4 years.</i>					
Participant	Project Reference No and Title, Funding programme	Period (start and end date)	Role (COO, BEN, AE, OTHER)	Amount (EUR)	Website (if any)
[name]					
[name]					

HISTORY OF CHANGES		
VERSION	PUBLICATION DATE	CHANGE
1.0	25.02.2021	Initial version (new MFF).
2.0	01.06.2022	Consolidation, formatting and layout changes. Tags added.